




























































Key sequence	Description
	S Stopwatch
	D Date
	A Alarm
	T Time
	Δ Prefix button
	R Reset stopwatch
	% Percent
	p PM
 	a AM
	Δ M Store to Memory
	M Recall Memory
	Δ +/- Change Sign
	: Colon Time entry
	/ Slash Date entry
	C Clear Entry
	= Show result
 -  	Number entry
   	Arithmetic operators
 	DW Day of Week
 	DY Day of Year
 	+/- Change Sign
 	21 st century
 	\leftrightarrow exchange X Y
 	T \rightarrow Time to Decimal
 	\rightarrow T Decimal to Time

Function	Description
	Enter Function Menu
	Show firmware revision and serial number
	Toggle flags
	Show calculator logo
	Show available Memory
	Show operating time
	Show Flash write cycles
	LED Test
	Enter welcome message

Power up keys

Key	Description
	Show firmware revision and serial number
	Toggle Flag 0, constant display/sleep display
	Toggle Flag 1, Show Logo at start up
	Toggle Flag 6, Hexadecimal Alpha Mode
	Toggle Flag 9, Show welcome String
	Toggle between External ROM and Internal ROM firmware
	Toggle between SLOW and FAST mode
	Toggle between Original mode and Extended mode

Special keys

Key	Description
	Enter Function Menu
	Enter/Leave GPS mode
	Show UTC (from GPS Module)
	Stopwatch Calibration Start/Stop
	Switch between HP-01 and HP-25 (External ROM)