


















































Key sequence	Mode	Description
  	RUN/ PRGM	Enter stopwatch mode
 	RUN	Enter Hexadecimal entry mode
 	RUN	Print X (HP-34E Ir)
 	RUN	Paper Advance (HP-34E Ir)
 	RUN	Show registers 0 to 9
  	PRGM	Show program steps
  	RUN	Single Step Debug
 	PRGM	Switch to RUN mode
 	RUN	Switch to PRGM mode
    	RUN/ PRGM	Load program/regs 00 to 17 from Library
    	RUN/ PRGM	Store program/regs 00 to 17 to Library
   - 	RUN/ PRGM	Enter function 0-9 (see function table)

Repeat keys
















Key	Description
	Show XY registers
 	Show program steps forward in PRGM mode

Function	Description
 	Enter Function Menu
	Show firmware revision and serial number
	Toggle flags
	Show calculator logo
	Show program number and checksum
	Show operating time
	Show Flash write cycles
	LED Test
	Enter welcome message

Power up keys

Key	Description
	Show firmware revision and serial number
 - 	Toggle Flags 0 to 9
	Toggle between Original mode and Extended mode

Stopwatch keys

Key	Description
  	Enter and leave stopwatch mode
	Start and stop stopwatch timer A or B
	Start and stop stopwatch timers A and B simultaneously
	Reset stopwatch timer A or B
	Toggle between stopwatch timer A and B
	Game watch toggle between player A player B
	Start and stop calibration
  - 	Store Lap Times 0 - 7
  - 	Recall Lap Times 0 - 7