
















Key sequence	Mode	Description
	RUN/ PRGM	Enter stopwatch mode
	RUN	Enter Hexadecimal entry mode
	RUN	Store register set in Storage Memory
	RUN	Recall register set from Storage Memory
	RUN	Show Mantissa/Print X (HP-67E Ir)
	RUN	Paper Advance (HP-67E Ir)
	RUN/ PRGM	-x- Print X (HP-67E Ir)
	RUN/ PRGM	STK Print Stack (HP-67E Ir)
	RUN/ PRGM	SPACE Paper Advance (HP-67E Ir)
	PRGM	Show program steps
	RUN	Single Step Debug
	PRGM	Switch to RUN mode
	RUN	Switch to PRGM mode
	PRGM	Store program 00 to 10 to Library
	PRGM	Recall program 00 to 10 from Library
	PRGM	Store program to Program Memory
	PRGM	Recall program from Program Memory
	RUN/ PRGM	Enter function 0-9 (see function table)

Repeat keys










Key	Description
	Show program steps forward in PRGM mode

Function	Description
	Enter Function Menu
	Show firmware revision and serial number
	Toggle flags
	Show calculator logo
	Show program number and checksum
	Show available Memory
	Show operating time
	Show Flash write cycles
	LED Test
	Enter welcome message

Power up keys

Key	Description
	Show firmware revision and serial number
	Toggle Flags 0 to 9
	Toggle between Original mode and Extended mode
	Toggle between Normal mode and Fast mode
	Toggle between Normal mode and Ir mode (HP-67E Ir)

Stopwatch keys

Key	Description
	Enter and leave stopwatch mode
	Start and stop stopwatch timer A or B
	Start and stop stopwatch timers A and B simultaneously
	Reset stopwatch timer A or B
	Toggle between stopwatch timer A and B
	Game watch toggle between player A player B
	Start and stop calibration
	Store Lap Times 0 - 7
	Recall Lap Times 0 - 7