
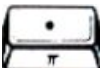
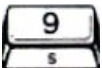




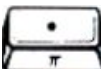












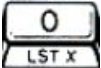



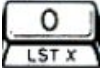





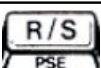





Welcome message keys:

  	Enter personalized welcome message
	Leave message menu (nothing saved)
	Edit message / Save message
	Advance cursor one digit
	Go back one digit
	Add decimal point
	Alpha key for -
	Alpha key for A
	Alpha key for B
	Alpha key for C (only for HP-29C)
	Alpha key for d
	Alpha key for E
	Alpha key for F (not for HP-21/HP-29C)
	Alpha key for H
	Alpha key for P
	Alpha key for r
	Alpha key for o
	Alpha key for blank/space
 - 	Number keys for 0 - 9
	Leave message menu (nothing saved)


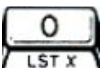
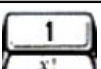
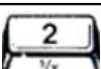


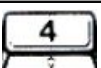
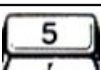
Power up keys:




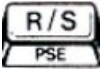






Keys	Functions
	Show firmware revision and serial number
	Toggle flag 0 standby mode
 - 	Toggle flags 1, 2, 3, 4 and 9
	Toggle print mode (GPS and IR cannot run together)
	Toggle between internal ROM and external ROM
	Toggle between original mode and extended mode
	Toggle between normal speed and fast speed

Continuous memory:






Keys	Functions
	Switch between modes to update flash memory with program and registers before calculator is turned-off (also leaves GPS mode)
	Store program and registers to library 00 - 17
	Load program and registers from library 00 - 17

GPS functions:




Keys	Functions
	Activate GPS / GPS menu (GPS and IR cannot run together)
	UTC Universal Time Coordinated (signal strength blank , □ , □□ , □□□ or GPS)
	Latitude degrees 0° - 90° S or N (= blank)
	Longitude degrees 0° - 180° E or W (= blank)
	Speed in knots or km/h (km/h=1,852*knots)
	Toggle between knots and km/h (knots with minus sign)
	Head ing 0° to 360° true north
	Alt itude in meters and centimeters (accuracy +/- 20 meters)

	HdoP Horizontal dilution of Precision in meters and centimeters
	Number of SA tellites found
	Scroll GPS values manually
	Auto display of GPS values
	Auto display of latitude and longitude
	Switch GPS Off and on
	Store GPS data in registers 0 - 7 manually (southern latitudes and eastern longitudes with minus sign)
	Store GPS data dynamically to registers 0 - 7 every second
	Stop dynamic GPS data storage for all registers
	Stop dynamic GPS data storage for a single register by a manual store instruction to the same register

Other functions:

Keys	Functions
	Hold down to show XY stack values
	Show registers 0 - 9 (overwrites stack)
	Show program steps forward (PRGM mode) / Single step debugging (RUN mode)
	Switch to RUN mode (updates flash memory)
	Switch to PRGM mode (updates flash memory)

Print functions:

Keys	Functions
	Print X register (RUN mode)
	Paper advance (GPS and IR cannot run together)
	Print program (PRGM mode)